






451/453 Series Fuse



Agency Approvals

| AGENCY | AGENCY FILE NUMBER | AMPERE RANGE |
|--|--|-----------------------|
|  | E10480 | 6.3A - 20A |
|  | 29862 | 0.062A - 15A |
|  | NBK030205-E10480A/B NBK101105-E184655 | 1A - 5A 6.3A - 10A |
|  | E10480 | 0.062A - 5A |

Electrical Characteristics for Series

| % of Ampere Rating | Ampere Rating | Opening Time |
|--------------------|---------------|------------------|
| 100% | 0.062 – 20 | 4 hours, Minimum |
| 200% | 0.062 – 10 | 5 sec., Maximum |
| | 12 – 20 | 20 sec., Maximum |

Additional Information



Datasheet
451 Series



Resources
451 Series



Samples
451 Series



Datasheet
453 Series



Resources
453 Series



Samples
453 Series

Description

The Nano²® SMF Fuse is a very small, Wire-in-Air (WIA) square shape surface mount fuse that was designed for secondary side circuit over-current protection applications. These fuses are designed for PCB using surface mount technology.





Features

- Very fast-acting
- Small size
- Wide range of current rating available (0.062A to 20A)
- Wide operating temperature range
- Low temperature derating
- RoHS compliant and Halogen Free

Applications

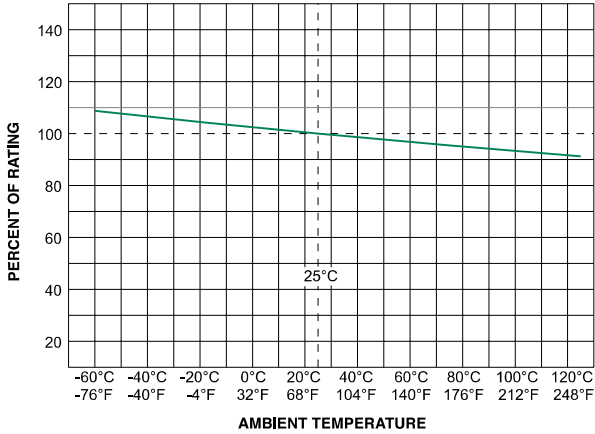
- Notebook PC
- LCD/PDP TV
- LCD monitor
- LCD/PDP panel
- LCD backlight inverter
- Portable DVD player
- Power supply
- Networking
- PC server
- Cooling fan system
- Storage system
- Telecom system
- Wireless basestation
- White goods
- Game console
- Office Automation equipment
- Battery charging circuit protection
- Industrial equipment

Electrical Specifications by Item

| Ampere Rating (A) | Amp Code | Max Voltage Rating (V) | Interrupting Rating | Nominal Cold Resistance (Ohms) | Nominal Melting I ² t (A ² sec) | Agency Approvals | | | |
|-------------------|----------|------------------------|---|--------------------------------|---|---|---|---|---|
| | | | | | |  |  |  |  |
| 0.062 | .062 | 125 | 50A @125VAC/VDC 300A @32VDC PSE: 100A @100VAC | 5.5000 | 0.00019 | | x | | x |
| 0.080 | .080 | 125 | | 4.0500 | 0.00033 | | x | | x |
| 0.100 | .100 | 125 | | 3.1000 | 0.00138 | | x | | x |
| 0.125 | .125 | 125 | | 1.7000 | 0.00286 | | x | | x |
| 0.160 | .160 | 125 | | 1.2157 | 0.0048 | | x | | x |
| 0.200 | .200 | 125 | | 0.8372 | 0.0089 | | x | | x |
| 0.250 | .250 | 125 | | 0.5765 | 0.0158 | | x | | x |
| 0.315 | .315 | 125 | | 0.3918 | 0.0311 | | x | | x |
| 0.375 | .375 | 125 | | 0.4541 | 0.0442 | | x | | x |
| 0.400 | .400 | 125 | | 0.4233 | 0.0551 | | x | | x |
| 0.500 | .500 | 125 | | 0.3046 | 0.0824 | | x | | x |
| 0.630 | .630 | 125 | | 0.2022 | 0.1381 | | x | | x |
| 0.750 | .750 | 125 | | 0.1444 | 0.2143 | | x | | x |
| 0.800 | .800 | 125 | | 0.1355 | 0.2654 | | x | | x |
| 1.00 | .001. | 125 | | 0.0780 | 0.6029 | | x | x | x |
| 1.25 | 1.25 | 125 | | 0.0780 | 0.664 | | x | x | x |
| 1.50 | 01.5 | 125 | | 0.0630 | 0.853 | | x | x | x |
| 1.60 | 01.6 | 125 | | 0.0580 | 1.060 | | x | x | x |
| 2.00 | 002. | 125 | 50A @125VAC/VDC 10,000A @75VDC 300A @32VDC PSE: 100A @100VAC | 0.0367 | 0.530 | | x | x | x |
| 2.50 | 02.5 | 125 | | 0.0286 | 1.029 | | x | x | x |
| 3.00 | 003. | 125 | | 0.0227 | 1.650 | | x | x | x |
| 3.15 | 3.15 | 125 | | 0.0215 | 1.920 | | x | x | x |
| 3.50 | 03.5 | 125 | | 0.0200 | 2.469 | | x | x | x |
| 4.00 | 004. | 125 | | 0.0160 | 3.152 | | x | x | x |
| 5.00 | 005. | 125 | | 0.0125 | 5.566 | | x | x | x |
| 6.30 | 06.3 | 125 | 50A @125VAC/VDC 400A @32VDC PSE: 100A @100VAC | 0.0096 | 9.170 | x | x | x | |
| 7.00 | 007. | 125 | | 0.0090 | 10.32 | x | x | x | |
| 8.00 | 008. | 125 | | 0.0077 | 20.23 | x | x | x | |
| 10.0 | 010. | 125 | 35A @125 VAC/ 50A @125 VDC 400A @32 VDC PSE: 100A @100VAC | 0.0056 | 26.46 | x | x | x | |
| 12.0 | 012. | 65 | 150A @65VDC 100A @65VAC 400A @32VDC | 0.0049 | 47.97 | x | x | | |
| 15.0 | 015. | 65 | | 0.0037 | 97.82 | x | x | | |
| 20.0 | 020. | 65 | | 0.00244 | 154 | x | | | |

Notes:
 - Pt calculated at 8ms.
 - Resistance is measured at 10% of rated current, 25°C

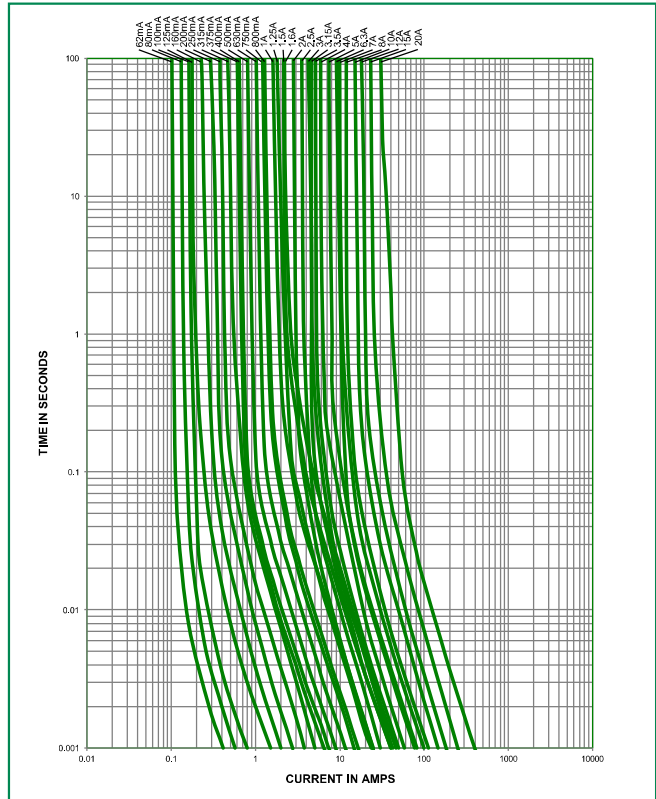
Temperature Re-rating Curve



Note:

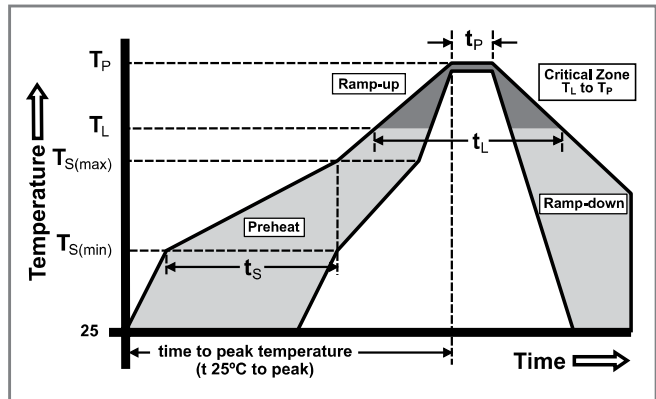
1. Rerating depicted in this curve is in addition to the standard derating of 25% for continuous operation.

Average Time Current Curves



Soldering Parameters

| | | |
|--|------------------------------------|---|
| Reflow Condition | | Pb – Free assembly |
| Pre Heat | - Temperature Min ($T_{s(min)}$) | 150°C |
| | - Temperature Max ($T_{s(max)}$) | 200°C |
| | - Time (Min to Max) (t_s) | 60 – 120 secs |
| Average ramp up rate (Liquidus Temp (T_L) to peak) | | 5°C/second max. |
| $T_{s(max)}$ to T_L - Ramp-up Rate | | 5°C/second max. |
| Reflow | - Temperature (T_L) (Liquidus) | 217°C |
| | - Temperature (t_L) | 60 – 90 seconds |
| Peak Temperature (T_p) | | 260 ^{+0/-5} °C |
| Time within 5°C of actual peak Temperature (t_p) | | 20 – 40 seconds |
| Ramp-down Rate | | 5°C/second max. |
| Time 25°C to peak Temperature (T_p) | | 8 minutes max. |
| Do not exceed | | 260°C |
| Wave Soldering Parameters | | 260°C Peak Temperature, 10 seconds max. |

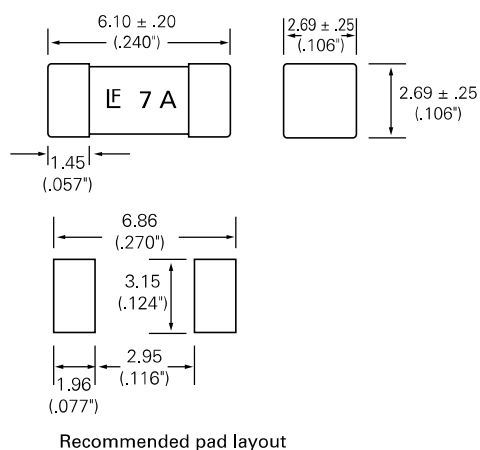


Product Characteristics

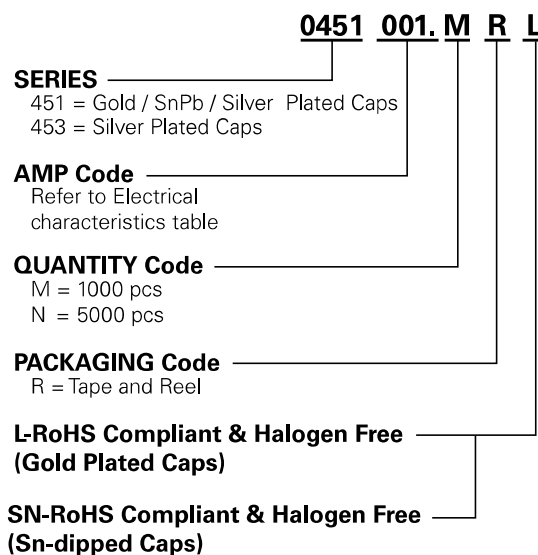
| | |
|--|--|
| Materials | Body: Ceramic Terminations: Gold-Plated Caps / Sn-dipped Silver Plated Caps (451 RoHS/HF series) SnPb Plated Caps (for 451 Non-RoHS series, 375mA-15A) Silver-plated Caps (451MR RoHS ratings below 375mA and 453 RoHS Series) |
| Product Marking | Brand, Ampere Rating |
| Operating Temperature | -55°C to 125°C |
| Moisture Sensitivity Level | Level 1, J-STD-020 |
| Solderability | MIL-STD-202, Method 208 |
| Insulation Resistance (after Opening) | MIL-STD-202, Method 302, Test Condition A (10,000 ohms minimum) |

| | |
|-------------------------------------|---|
| Thermal Shock | MIL-STD-202, Method 107, Test Condition B, 5 cycles, -65°C / +125°C, 15 minutes @ each extreme |
| Mechanical Shock | MIL-STD-202, Method 213, Test I: Deenergized. 100G's pk amplitude, sawtooth wave 6ms duration, 3 cycles XYZ+xyz = 18 shocks |
| Vibration | MIL-STD-202, Method 201: 0.03" amplitude, 10-55 Hz in 1 min. 2hrs each XYZ=6hrs |
| Moisture Resistance | MIL-STD-202, Method 106, 10 cycles |
| Salt Spray | MIL-STD-202, Method 101, Test Condition B (48hrs) |
| Resistance to Soldering Heat | MIL-STD-202, Method 210, Test condition B (10 sec at 260°C) |

Dimensions



Part Numbering System



NOTE: "L" suffix applies to 451 series only

- 451 series may be ordered as either "RoHS and HF" ("L" suffix) or non-RoHS (no suffix) version.
- 453 series is available only as RoHS compliant version and does not require "L" suffix. Please do not include "L" suffix within 453 series ordering instructions.

Packaging

| Packaging Option | Packaging Specification | Quantity | Quantity & Packaging Code |
|--------------------|--------------------------------|----------|---------------------------|
| 12mm Tape and Reel | EIA RS-481-2 (IEC 286, part 3) | 5000 | NR |
| 12mm Tape and Reel | EIA RS-481-2 (IEC 286, part 3) | 1000 | MR |

Disclaimer Notice - Information furnished is believed to be accurate and reliable. However, users should independently evaluate the suitability of and test each product selected for their own applications. Littelfuse products are not designed for, and may not be used in, all applications. Read complete Disclaimer Notice at www.littelfuse.com/disclaimer-electronics.