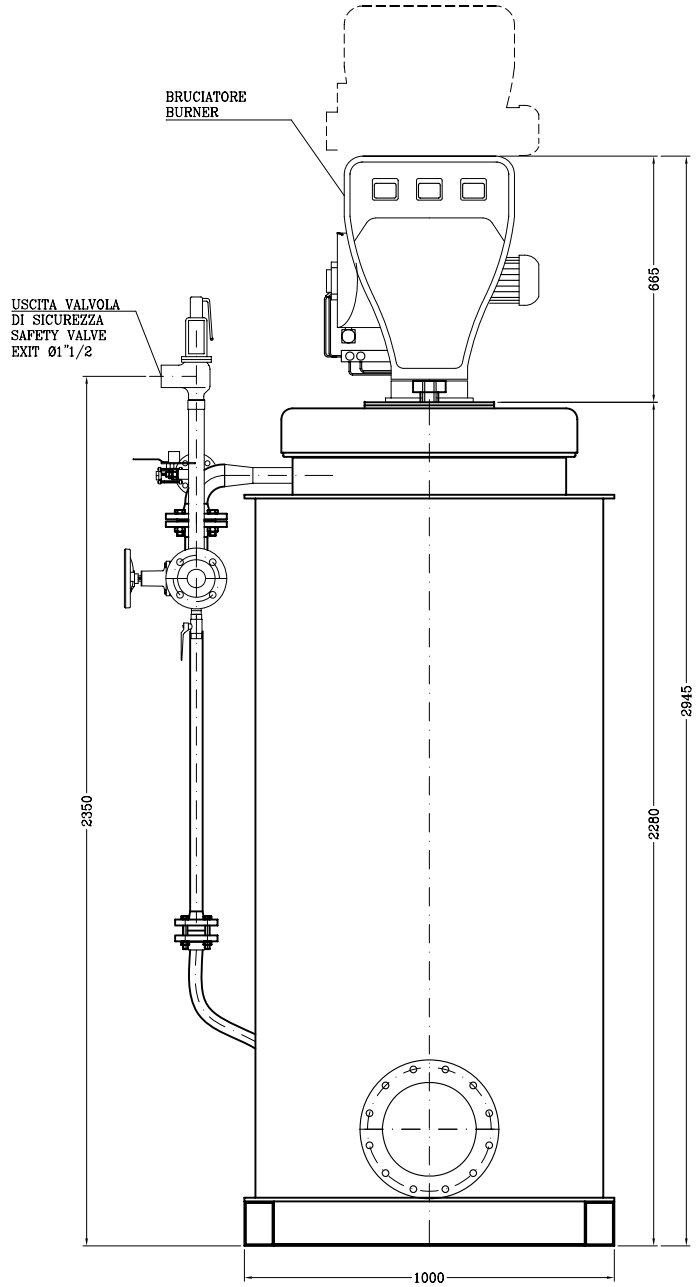

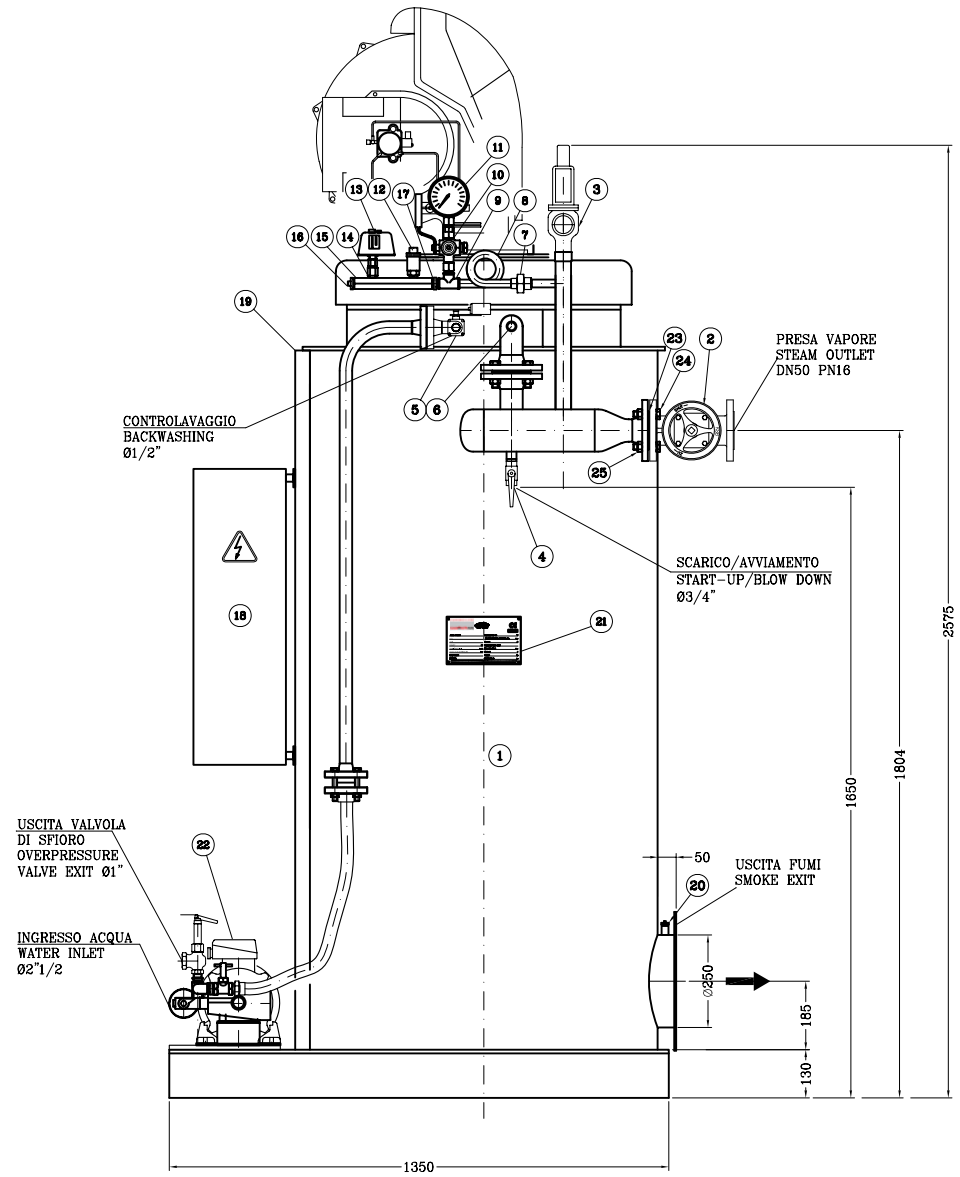

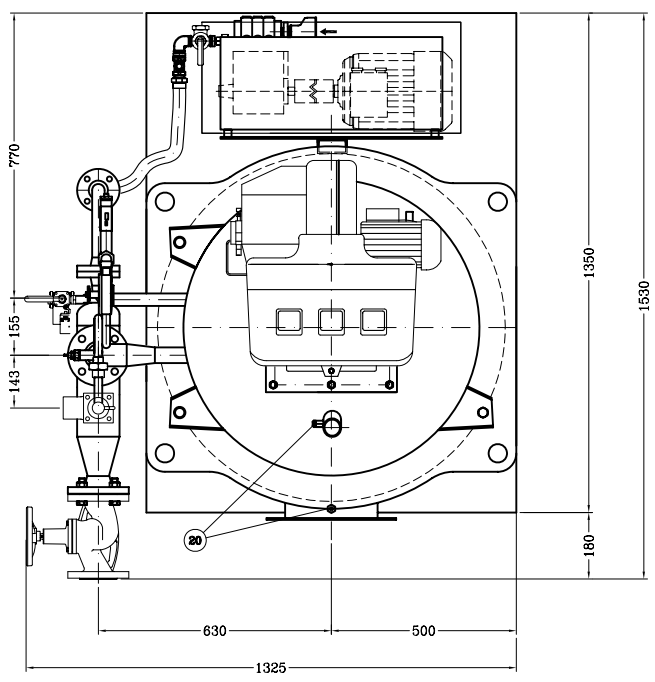

COD.ART.: GMTV100P12A2T00N01/GRAL (Pos. 22)

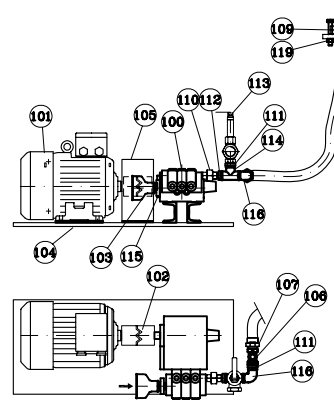

SMOKE OUTLET FLANGE
PART. FLANGIA USCITA FUMI
(DN250 DIN86044)

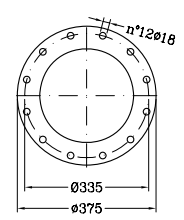

DIMENSIONI INGOMBRO TRASPORTO
TRANSPORT EXTERNAL DIMENSIONS

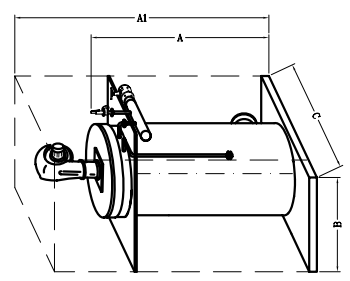

STEAM PRODUCTION	1000 kg/h – 11,76 bar
CAPACITY	698 kW – 600.000 kcal/h
WATER CONTENT	124 liters
HEATING SURFACE	18,4 square meters
TRANSPORT DIMENSIONS	A=2.600 / A1=3.000 / B=1.400 / C=1.600 mm

PESO TOTALE:		1.200	Distinta di n°27 articoli		CODICE ARTICOLO:	GMTV100P12A2T00N01
POS	UM	Q.TA'	KG	DESCRIZIONE	DESCRIPTION	NOTES	CODICE
1	NR	1,0	1.123,0	CORPO GMT V 100 12D 11,76 BAR			DIS 184GMTD4R05
2	NR	1,0	2,5	VALVOLA F.A. B.ADERNA DN 50 PN 16 GG.25(JL 1040)	GLOBE VALVE DN 50 PN 16 GG.25(JL 1040)		VFAP16ER.000000
3	NR	1,0	2,0	VALVOLA S/C. CS 30/F D. 1" M/NPT TARATURA 11,76 BAR	SAFETY VALVE 1" 11,76 BAR	taratura 11,76	6360030/11,76
4	NR	1,0	0,0	RUBINETTO SFERA F.F. D. 3/4" A X05 19/F COD. SFE02DAG	COCK D.3/4" F.F. 2 WAY 120°C	SCARICO BARILOTTI	6402050
5	NR	1,0	0,0	RUBINETTO A SFERA 1/2" CON F. C.SFM025G63P+FK302.SFM015C	COCK WITH MICRO FOR GMT	CONTROLAVAGGIO	6110402
6	NR	1,0	0,0	TERMOC. TCI 600/A D.8X100 MM. 2 FILI - MT. 4	T.C. TCI 600/A1/4"600T CFE D.8X100 2 WIRES 4 METERS		6489425
7	NR	1,0	0,0	BOCCH. DRITTO GHISA FF 1/2" SEDE CONICA FIG.340		GRUPPO STRUMENTI	RACP200RP00000
8	NR	1,0	0,1	SERPENTINO ACCIAIO AL CARBONI OA M 4030. 1/2"	STEEL CHIP AM 403 D.1/2" MALE MALE	GRUPPO STRUMENTI	6402050
9	NR	1,0	0,2	T FF IN GHISA ISO B1 - 1/2"		GRUPPO STRUMENTI	RACP200RX00000
10	NR	1,0	0,0	RUB. PORTAM. ACC. D.1/2" 3V . CON FLANG.(LEVA VERDE)	COCK STEEL D.1/2" 3 WAY M/F WITH TEST (GREEN)	GRUPPO STRUMENTI	6402020
11	NR	1,0	0,0	MANOMETRO TUTTO INOX D. 100 0-20 BAR ATT.INF.1/2"GAS SECCO	PRESS. GAUGE INOX D. 100 0-20 BAR RAD. LOW. 1/2"	GRUPPO POMPA	6520140
12	NR	1,0	0,0	TRASD. PRESSIONE MBS 3000 0-16 BAR 4-20 MA COD.06061452	PRES. TRAS. MBS 3000 0-16 BAR 4-20 MA (06061452)	GRUPPO STRUMENTI	6505017
13	NR	1,0	0,0	PRESSOSTATO BCP 5 2-16BAR D.1/2" COD.01780018	PRESS. SWITCH BCP5 2-16 BAR D. 1/2" COD 01780018	GRUPPO STRUMENTI	6480052
14	NR	1,0	0,0	RIDUZIONE ACCIAIO MF 1/4"X1/2" GAS MCON./F C.IL.		GRUPPO STRUMENTI	RACP80PD4/F30000
15	NR	1,0	0,0	COLL. PORTAPRESS. 2 ATT. SUP. D.1/4" IN & OUT 1/2" L. 210	STEAM PRESS. SWITCH MANIFOLD 2 CON D.1/4" D.30 -1/2" L.210	GRUPPO STRUMENTI	7050051
16	NR	1,0	0,0	TAPPO GHISA M 1/2" FIG.290		GRUPPO STRUMENTI	RACP200RE000000
17	NR	1,0	0,1	NIPPLO MM IN GHISA ISO N8 - 1/ 2"		GRUPPO STRUMENTI	RACP200RN000000
18	NR	1,0	0,0	QUADRO ELETTRICO SERIE 1 NTRALINA			6500050/CEN
19	NR	1,0	0,0	SUPPORTO QUADRO 400X600	400x600 PANEL SUPPORT		DIS 104SP.00R00
20	NR	1,0	0,0	TAPPO GHISA M 1/4" FIG.290			RACP80RE000000
21	NR	1,0	0,0	TARGA DATI IN ALLUMINIO 200X133 OKL5			TARGAL200
22	NR	1,0	72,0	GRUPPO ALIM. ORZ.. 11,76,105°C 2 V.,400V 50HZ 3F + N,PED	GRUPPO ALIM. 11,76, 105°C 2 V. 400V 50Hz 3F+N, PED		GMTV100P 12A2T00N01/GRAL
23	NR	1,0	0,0	GUARN. PIANA 2MM GRAFITE CON L AMINA DN50PN40 EN 1514-1-3.1	GASKET 2MM GRAPHITE DN50 PN40 EN 1514-1-3.1		GUA050ESMPNTCF1
24	NR	4,0	0,5	VITE A TESTA ESAGONALE A 193 B 7 M16X60 UNI 5739-1			VIE16060NLDC100
25	NR	4,0	0,1	DADO A 194 2H M16 UNI 5587 (DA DI ALTI)- 3.1			DAD16NNDU000000
26	NR	1,0	0,0	POZZETTO D.E. 100/50 D. 1/2"GAS	TC.P.POCKET D. 100/50 D. 1/2"GAS		6489450
27	NR	1,0	0,0	CENTRALINA DI COMANDO CALDAIA GMT/TH	GARIONMATIC CONTROLLER SCE GMT/TH		6560120
100	NR	1,0	0,0	POMPA P 2L/23 - 130 D SPECIX	FEED WATER PISTON PUMP GN 21/23 130 D		GER00L08000B
101	NR	1,0	36,0	MOTORE C.V. 2 - 8 POLI 1,5KW B3	E. MOTOR HP 2 750 RPM 8 POLI 50/60HZ KW 1,5 230/400V B 3		6430348
102	NR	1,0	0,0	GIUNTO ELASTI CO 28/38XCH. 10/8	COUPLING FOR GN PISTON PUMP 28/38 X CH 8/10		6434745
103	NR	1,0	0,2	MANICOTTO RIDOTTO FF IN GHISA ISO M2 RID. - 2 1/2" X 3/4"		PUMP INLET	RACPIP ER000000
104	MQ	0,2	20,0	LAMERA S 235 JR SP.=12MM- 3.1			LAM020L0100000
105	NR	1,0	0,0	CARTER COPRI CINGHIA			CARTERCOPRICINGHIA
106	NR	1,0	0,0	FLUSSOSTATO DWR 15 D. 1/2"	FL. SWITCH DWR 15 D. 1/2"		6510015
107	NR	1,0	0,0	RIDUZIONE M F IN GHISA ISO M4 - 1/2" X 3/4"			RACPDPER.U00000
108	NR	1,0	0,0	FLESSIBILE ACQUA DN 25 PN 40 M. 3/4" xL.=100cm - TEMP. 105°C	WATER FLEXIBLE HOSE DN 25 PN40 M 3/4 LEN GHT 1 MT 105°C		6900530
109	NR	1,0	1,0	VALVOLA RITEGNO PIATTA (DCV2) DN 25 PN 40 A X05	CHECK VALVE STEEL FLAT DN25 PN40		VRT0256R0CA000
110	NR	1,0	0,0	BOCCH. DRITTO GHISA M 3/8" SEDE CONICA FIG.341			RACP200RN.000000
111	NR	2,0	0,3	NIPPLO MM IN GHISA ISO N8 - 1/2"			RACPIDDRO000000
112	NR	1,0	0,0	NIPPLO RIDOTTO MM IN GHISA ISO N8 RID. -1/2" X 3/8"			RACPDPCRMX00000
113	NR	1,0	0,0	VALV. SFIORO INGR1/2"USC.1"TA R.10/5-25BAR	WATER OVER PRESSURE VALVE 10/5-25 BAR		6370400
114	NR	1,0	0,2	T FF IN GHISA ISO B1 - 1/2"			RACPIDDRU000000
115	NR	1,0	0,0	NIPPLO RIDOTTO MM IN GHISA ISO N8 RID. -1" X 1/2"			RACPPIDRMX00000
116	NR	1,0	0,3	GOMITO GHISA MF 1/2" FIG.092			RACPIDDRC000000
117	NR	1,0	0,0	GUARN. PIANA 2MM GRAFITE CON L AMINA DN 25 PN40 EN 1514-1-3.1	GASKET 2MM GRAPHITE DN 25 PN 40 EN 1514-1-3.1		GUA025ESMPNTCF1
118	NR	4,0	0,0	VITE A TESTA ESAGONALE A 193 B 7 M12X75 UNI 5739-1.1			VIE12075NLDC100
119	NR	4,0	0,1	DADO 8.8 NIRO M12-UNI 5588 (DA DI MEZ)- 3.1			DAD12NIDA 100000

GARIONI NAVAL
Viale dei Caduti ,3
25030 CASTELMELLA (BS)
Tel. (030) 2681541 r.a
Fax (030) 2680910

184 GMT 04 r.4

GMT–V 100 FEED WATER 105°C
DIMENSIONI DI INGOMBRO STANDARD
STANDARD OVERALL DIMENSIONS

COMMESSA	REVISIONE
–	–
SOSTITUISCE IL	SOSTITUITO DAL
–	–

DISEGNATO	VERIFICATO	APPROVATO	SCALA	DATA
FS	–	PA	1:10	21/03/12

DISEGNO N.
GMT 1346

QUESTO DISEGNO E' DI NOSTRA ESCLUSIVA PROPRIETA' E' VIETATO A TERMINI DI LEGGE RIPRODURLO O DIVULGARLO A TERZI SENZA LA NOSTRA AUTORIZZAZIONE