

Parallel-lifting device HYLA-LIFT PGHD

HYLA-LIFT parallel-lifting device replaces sledge hammer and crowbar, saves working time and protects tool guides.

Function:

Four lifting cylinders are hydraulically dosed for exact parallel motion. Unequal cylinder loads (for instance by uneven weight distribution or friction) do not cause a noticeable stroke discrepancy.

Unequal distances between tool top and base are equalised with the adjustment screws. Longer separating strokes than the actual cylinder stroke allows are achieved by repeated lifting and supporting action.



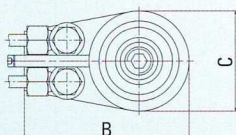
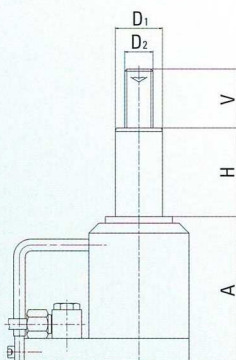
Scope of supply:

- HYLALIFT transportation carriage
- Hydraulic unit
- Dosing unit for parallel motion
- Spring loaded hose reels
- Four lifting cylinders with flexible hoses
- Electric control with hand set – „Inching“ circuit for UP and DOWN motion
- Optional: stroke extension kit


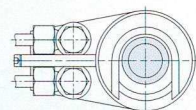
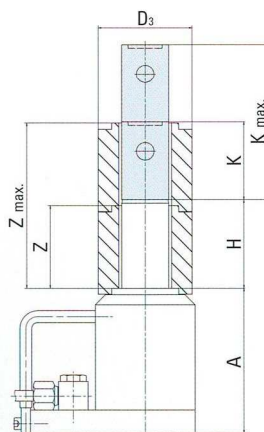
Standard-types

Type	PGHD	PGHD	PGHD	PGHD	PGHD
	10/50	10/75	10/100	30/75	40/75
A	99	124	149	149	149
B	140	140	140	153	173
C	Ø 85	Ø 85	Ø 85	Ø 105	Ø 125
D ₁	Ø 40	Ø 40	Ø 40	Ø 55	Ø 60
D ₂	M 24 x 3	M 24 x 3	M 24 x 3	Tr 38 x 4	Tr 38 x 4
H stroke	50	75	100	75	75
V adjustment	50	65	65	70	70
D ₃	80	80	80	95	95
K / K _{max}	41 / 82	66 / 132	91 / 182	66 / 132	66 / 132
Z / Z _{max}	45 / 90	70 / 140	95 / 190	70 / 140	70 / 140
no. of cylinders	4			4	
lifting force kN	4 x 25 100	4 x 25 100	4 x 25 100	4 x 75 300	4 x 100 400
power rating kW	2,1			2,1	
operating voltage	400 V, 50 Hz other voltages on request				
hose length mm	4000			7000	
total weight kg	340	360	380	425	450
weight p. cylinder kg	ca. 4,5	ca. 5,5	ca. 6,5	ca. 9	ca. 13,5

A Lifting cylinder with adjustment screw



B Lifting cylinder with extension kit



Hylatechnik · Paul Chrubasik GmbH
D-74360 Ilsfeld · Robert-Mayer-Str. 7 · 74358 Postfach 7
Tel. +49 (0) 70 62 90 57-0 · Fax +49 (0) 70 62 90 57-57
<http://www.hylatechnik.de>