


# VON DUPRIN® 33A/35A Rim Device



1439 Roller

**33A and 35A** for all types of single and double doors with mullion, UL listed for Panic Exit Hardware. Devices are ANSI A156.3 – 2001 Grade 1. The 35A has a smooth mechanism case and the 33A has grooved case. The rim device is non-handed except when the SS (Signal Switch) option is used. See opposite page for available outside trim and device functions.

33A/35A fits door stiles as narrow as 1 3/4" (44mm). Newly designed device has a one piece center case cover.




The 33A/35A devices are available in the following finishes; US3, US4, US10, US26, US26D, US28, 313AN and 315AN. See inside cover for finish chips.





## Specifications

<b>Device Lengths</b>	3' 2'4" to 3' (711mm to 914 mm) Door Size 4' 2'10" to 4' (864 mm to 1219 mm) Door Size
<b>Strikes</b>	1439 – Dull Black Optional Strikes – see page 20
<b>Dogging Feature</b>	Hex key dogging standard
<b>Dogging Options</b>	CD Cylinder Dogging, see page 26 LD Less Dogging see page 26
<b>Electric Options</b>	LX Latchbolt Monitor Switch see page 22 RX Pushpad Monitor Switch see page 22 RX2 Double Pushpad Monitor Switch see page 22 SS Signal Switch see page 23 EL Electric Latch Retraction see page 23 ALK Alarm Exit Kit see page 22
<b>Miscellaneous Options</b>	PN Pneumatic Latch Retraction see page 26 GBK Glass Bead Kit see page 27
<b>Fasteners &amp; Sex Bolts (SNB)</b>	Includes 1 3/4" (44mm) – 2 1/4" (57mm) Wood & Metal Doors #425 SNB furnished standard for end case #325 SNB furnished standard for EO (exit only device)
<b>Latch Bolt</b>	Deadlocking, 3/4" (19mm) throw
<b>Device Centerline from Finished Floor</b>	39 13/16" (1011 mm) 39 11/16" (1008 mm) with Mullion
<b>Center Case Dimensions</b>	8 3/16" x 2 13/32" x 1 9/16" (208mm x 62mm x 40mm)
<b>Mechanism Case Dimensions</b>	2 1/4" x 2 1/4" (57mm x 57mm)
<b>Projection</b>	Pushbar Neutral – 3 13/16" (97 mm) Pushbar Depressed – 3 1/16" (78 mm)

See page 31 for How to Order specification

# VON DUPRIN® 33A/35A Rim Device Trim

	Exit Only	Dummy Trim Pull when Dogged	Night Latch Key Retracts Latchbolt	Night Latch Key Retracts Latchbolt Optional Pull Required
				
Product Description	33A-EO 35A-EO	33A-DT 35A-DT	33A-NL 35A-NL	33A-NL-OP 35A-NL-OP
Trim Description	—	386DT	386NL	388
Base Size	—	7 <sup>15</sup> / <sub>32</sub> "h X 1 <sup>5</sup> / <sub>8</sub> "w (190x41mm)	7 <sup>15</sup> / <sub>32</sub> "h X 1 <sup>5</sup> / <sub>8</sub> "w (190x41mm)	7 <sup>1</sup> / <sub>2</sub> "h X 1 <sup>11</sup> / <sub>16</sub> "w (190x43mm)
Grip Size	—	8 <sup>1</sup> / <sub>2</sub> "h X 4 <sup>5</sup> / <sub>16</sub> "w (216x110mm)	8 <sup>1</sup> / <sub>2</sub> "h X 4 <sup>5</sup> / <sub>16</sub> "w (216x110mm)	—
Projection	—	2 <sup>7</sup> / <sub>16</sub> " (62mm)	2 <sup>7</sup> / <sub>16</sub> " (62mm)	1" (25mm)
ANSI Function	01	02	03	03
Cylinder Type	—	—	Rim	Rim
Optional Trim (See page 19)	—	x360L-DT x550DT x IVES 8190	—	X550DT x IVES 8190 10"

	Lever Key Locks and Unlocks	Lever Blank Escutcheon Always Operable (No Cylinder)	Thumbturn Key Locks and Unlocks	Thumbturn Always Operable (No Cylinder)
				
Product Description	33A-L 35A-L	33A-L-BE 35A-L-BE	33A-T 35A-T	33A-T-BE 35A-T-BE
Trim Description	360L	360L-BE	360T	360T-BE
Base Size	7 <sup>1</sup> / <sub>2</sub> "h X 1 <sup>11</sup> / <sub>16</sub> "w X 7 <sup>7</sup> / <sub>8</sub> "d (190x43x22mm)	7 <sup>1</sup> / <sub>2</sub> "h X 1 <sup>11</sup> / <sub>16</sub> "w X 7 <sup>7</sup> / <sub>8</sub> "d (190x43x22mm)	7 <sup>1</sup> / <sub>2</sub> "h X 1 <sup>11</sup> / <sub>16</sub> "w X 7 <sup>7</sup> / <sub>8</sub> "d (190x43x22mm)	7 <sup>1</sup> / <sub>2</sub> "h X 1 <sup>11</sup> / <sub>16</sub> "w X 7 <sup>7</sup> / <sub>8</sub> "d (190x43x22mm)
Grip Size	—	—	—	—
Projection	3 (76mm)	3" (76mm)	1 <sup>13</sup> / <sub>16</sub> " (46mm)	1 <sup>13</sup> / <sub>16</sub> " (46mm)
ANSI Function	08 or 09 Field Selectable	—	11 or 12 Field Selectable	—
Cylinder Type	1 <sup>1</sup> / <sub>4</sub> " Mortise	—	1 <sup>1</sup> / <sub>4</sub> " Mortise	—
Optional Trim (See page 19)	—	E360L-BE See Page 18	—	E360T-BE See Page 18

**Note: 360L & 360T used on Wood Door require the 33A-WDA cover plate**

**For optional trims and functions see page 19**