









## ► Technical details – PITestop

### Pre-assembled sets







The E-STOP pushbuttons PITestop can be assembled in a modular fashion, as shown. Eight pre-assembled sets are

available to simplify the order process. If one of these sets meets your requirements, please use the corresponding order number for that set.

### Pre-assembled sets PITestop, panel mounting

Type	Components	Order number
	Actuator PIT es1.11/PIT es3.11 Safety contact block PIT esb1.2  	with Pilz logo ..... 400 410 without Pilz logo ... 400 510
	PITestop Set 1.2/ Set 3.2	Actuator PIT es1.11/PIT es3.11 Safety contact block PIT esb1.3   

### Pre-assembled sets PITestop, surface mounting

Type	Components	Order number
	PITestop Set 2.1/ Set 4.1 Actuator PIT es1.11/PIT es3.11 Surface mount housing PIT es box Contact block PIT esb2.2  	with Pilz logo ..... 400 420 without Pilz logo ... 400 520
	PITestop Set 2.2/ Set 4.2	Actuator PIT es1.11/PIT es3.11 Surface mount housing PIT es box Contact block PIT esb2.3   

 N/C contact

 N/O contact

## ► Technical details – PITestop/PITstop

### E-STOP pushbutton, pushbutton for operational stop

#### Common features:

- Application range:  
EN or IEC 60947-5-1/-5
- Protection type: IP65  
in accordance with IEC 529
- Protection class: II
- Mounting hole: 22.3 mm
- Mechanical life:  
50 000 operations
- Connection options:  
Connection to contact blocks  
type PIT esb
- Dimensions:  
see dimensioned drawings



PIT es1.11



PIT es1.12



PIT es1.13



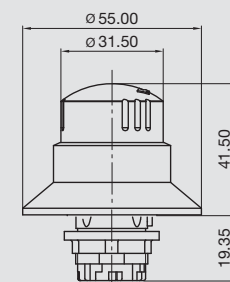
PIT es1.15



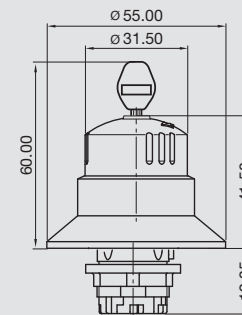
PIT es5.11

Type	Actuator	Release	Actuator colour		Inscription on actuator		Order number
			red	black	with Pilz logo	without Pilz logo	
PIT es1.11	Standard actuator	Turn to right or left	◆		◆		400 100 <sup>1)</sup>
PIT es2.11	Standard actuator	Turn to right or left		◆	◆		400 110
PIT es3.11	Standard actuator	Turn to right or left	◆			◆	400 500 <sup>1)</sup>
PIT es1.12	With key-release	Turn to right	◆			◆	400 101
PIT es2.12	With key-release	Turn to right		◆		◆	400 111
PIT es1.13	Illuminated	Turn to right or left	◆		◆		400 102
PIT es2.13	Illuminated	Turn to right or left		◆	◆		400 112
PIT es3.13	Illuminated	Turn to right or left	◆			◆	400 502
PIT es1.15	For hygiene critical area	Turn to right or left	◆		◆		400 104
PIT es3.15	For hygiene critical area	Turn to right or left	◆			◆	400 504
PIT es5.11	Standard actuator with protective collar	Turn to right or left	◆			◆	400 600
PIT es5.12	With protective collar and key-release	Turn to right	◆			◆	400 601
PIT es5.13	With protective collar and illuminated	Turn to right or left	◆			◆	400 602

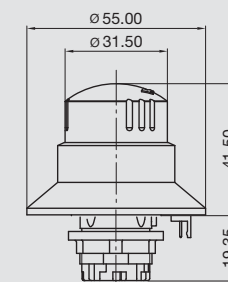
#### Dimensions



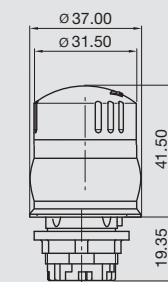
PIT es1.11/PIT es2.11/PIT es3.11



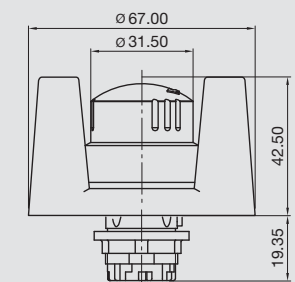
PIT es1.12/PIT es2.12



PIT es1.13/PIT es2.13/PIT es3.13



PIT es1.15/PIT es3.15



PIT es5.11<sup>2)</sup>



<sup>1)</sup> Also available in a pre-assembled set, see page 9

<sup>2)</sup> Dimensions for PIT es5.12/PIT es5.13 differ slightly



## ► Technical details – PITestop/PITstop

### Safety contact blocks for panel mounting and contact blocks for surface mounting



PIT esb1.2



PIT esb2.3



PIT esc1

Type	Method	Utilisation category	Contacts	Mounting type	Order number
PIT esb1.1	Safety contact block with bracket	AC15: A600; DC13: Q600		Panel mount	400 305
PIT esb1.2	Safety contact block with bracket	AC15: A600; DC13: Q600		Panel mount	400 301 <sup>1)</sup>
PIT esb1.3	Safety contact block with bracket	AC15: A600; DC13: Q600		Panel mount	400 304 <sup>1)</sup>
PIT esb1.4	Safety contact block with bracket	AC15: A600; DC13: Q600		Panel mount	400 307
PIT esb2.1	Contact block with bracket	AC15: A300; DC13: Q300		Surface mount with PIT es box	400 300
PIT esb2.2	Contact block with bracket	AC15: A300; DC13: Q300		Surface mount with PIT es box	400 302 <sup>1)</sup>
PIT esb2.3	Contact block with bracket	AC15: A300; DC13: Q300		Surface mount with PIT es box	400 303 <sup>1)</sup>
PIT esb2.4	Contact block with bracket	AC15: A300; DC13: Q300		Surface mount with PIT es box	400 306
PIT esc1	Safety contact block without bracket	AC15: A600; DC13: Q600		Panel mount	400 315
PIT esc2	Contact block without bracket	AC15: A300; DC13: Q300		Surface mount with PIT es box	400 320
PIT esc3	Contact block without bracket	AC15: A300; DC13: Q300		Panel or surface mount	400 310

<sup>1)</sup> Also available in a pre-assembled set, see page 9

#### Common features:

- Application range:  
EN 954-1: Category 2, 3 or 4,  
EN or IEC 60947-5-1
- Rated operating voltage  $U_o$ :  
250 VAC (3 A), 24 VDC (2 A)
- Connection: Screw connections  
2 x 2.5 mm<sup>2</sup>, finger-proof in accordance  
with VBG 4
- Operating travel: ca. 6 mm
- Protection class: II
- Contact material: Hard silver Ag/Ni
- Service life:  
- 1 000 000 cycles  
- 1 000 000 operations (at nominal load)
- Min. current: 1 mA
- Min. voltage: 5 V
- Positive separation:  
In accordance with EN or IEC 60947-5-1,  
Annex K

N/C contact

N/O contact